



1 Winter Solstice - 9AM

SDE-0658



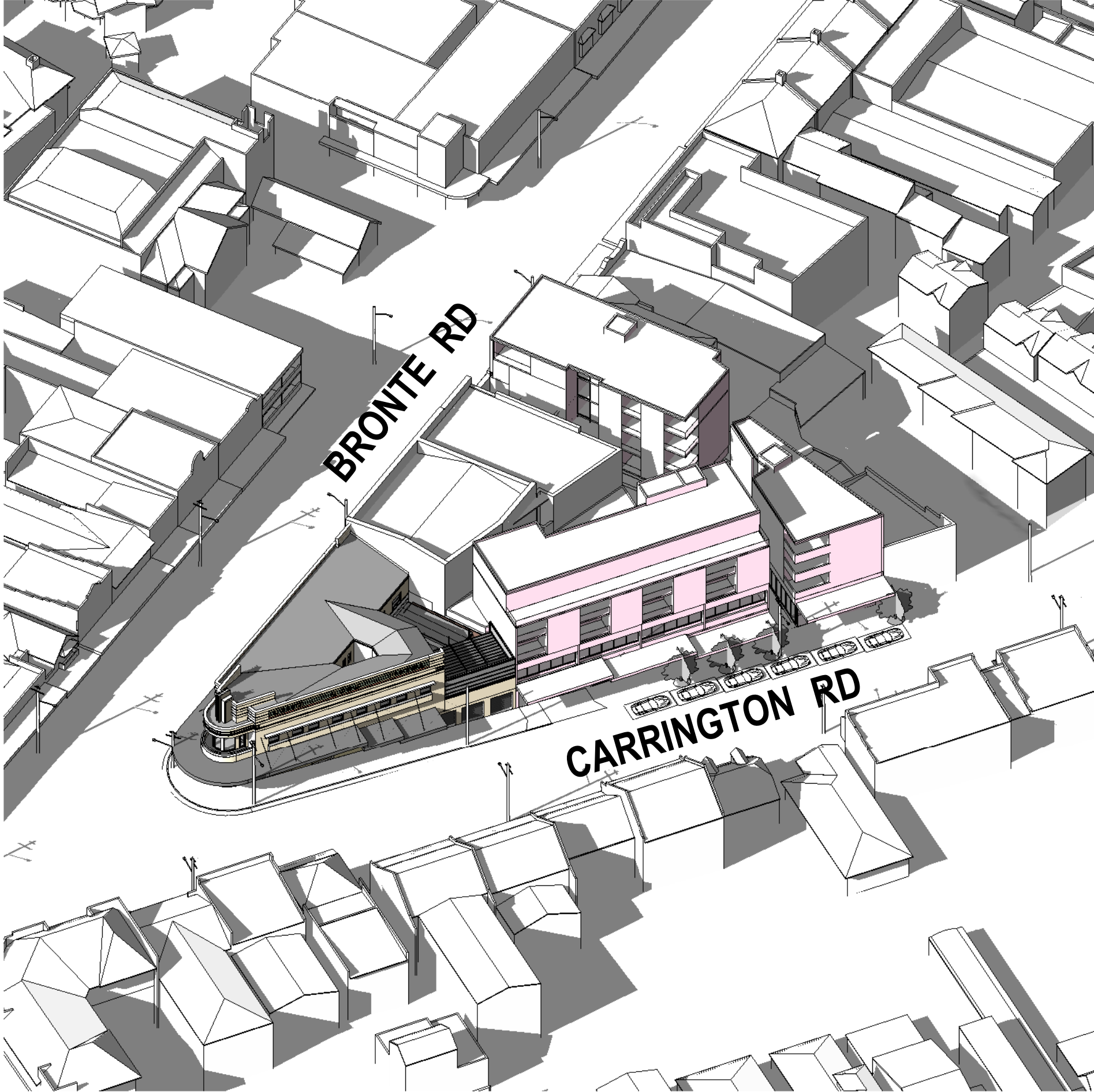
2 Winter Solstice - 10AM

SDE-0658



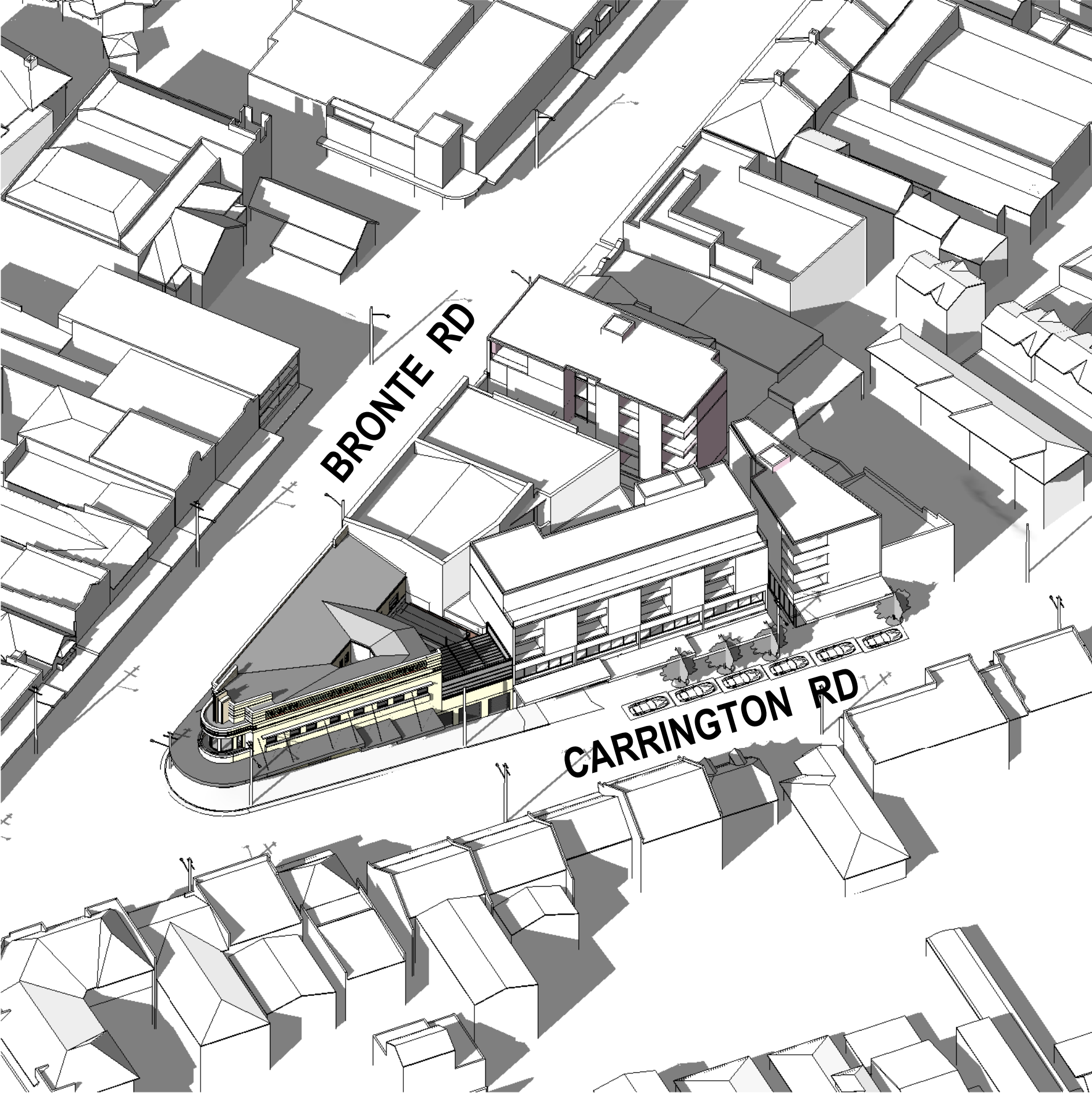
3 Winter Solstice 11AM

SDE-0658



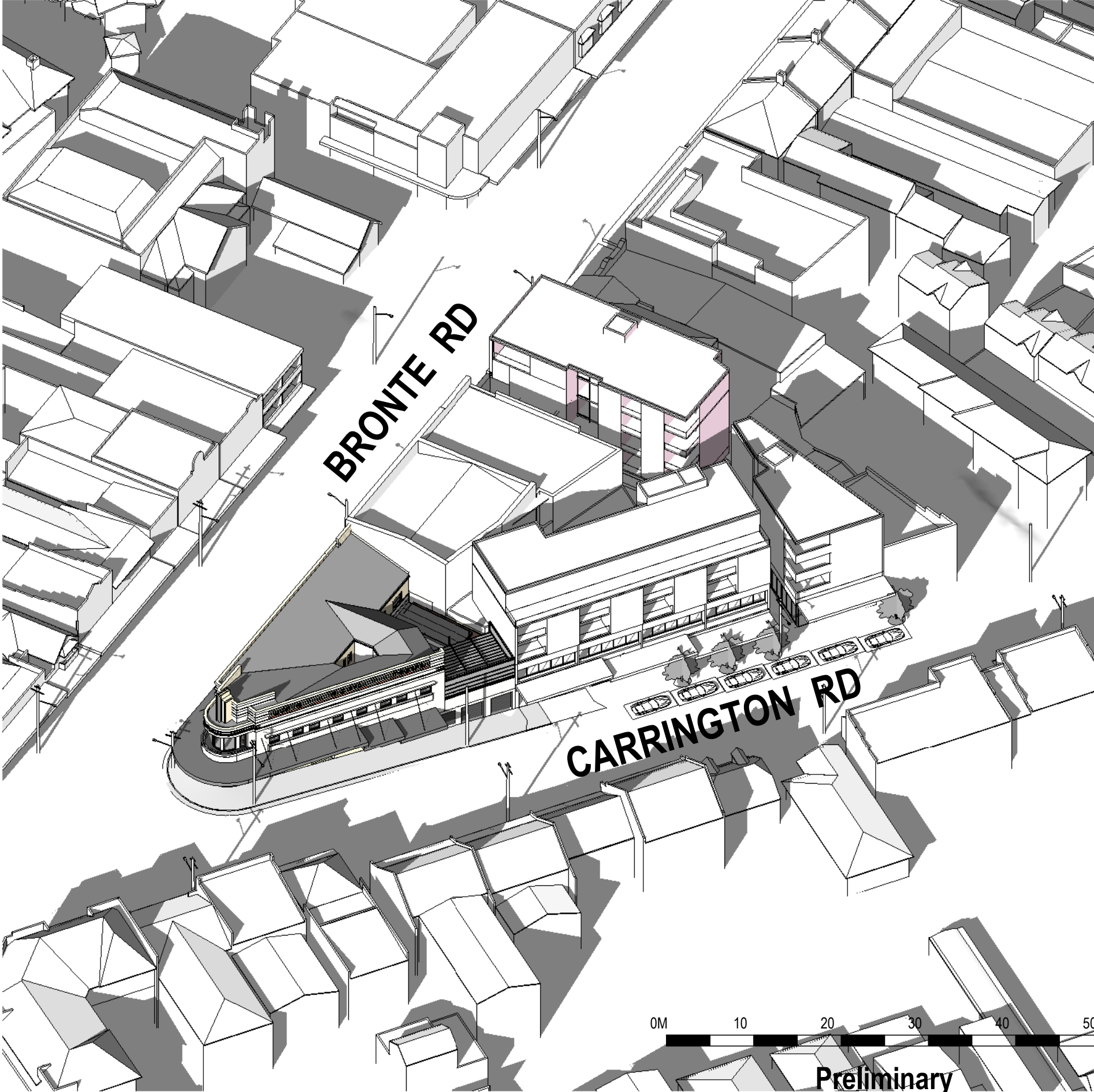
4 Winter Solstice - 12PM

SDE-0658



5 Winter Solstice 1PM

SDE-0658



6 Winter Solstice - 2PM

SDE-0658

0M 10 20 30 40 50

Preliminary

General Notes
The copyright of this design remains the property of H&E Architects. This design is not to be used, copied or reproduced without the authority of H&E Architects. Do not scale from drawings. Confirm dimensions on site prior to the commencement of works. Where a discrepancy arises seek direction prior to proceeding with the works.
This drawing is only to be used by the stated Client in the stated location for the purpose it was created. Do not use this drawing for construction unless designated.

Rev	Date	Amendments
01	23/01/19	Planning Proposal Issue:

Rev	Date	Amendments
-----	------	------------

**H
&E**
ARCHITECTS

Suite 35, Level 2, 94 Oxford Street
Darlinghurst NSW 2010 Australia
+612 9367 2288
hello@h-e.com.au
www.h-e.com.au
PO Box 490 Darlinghurst NSW 1300
Humphrey & Edwards Pty Ltd | ABN 88056638227
Nominated Architect: Glenn Cunningham #5415

Project
Charring Square Mixed Use Development

Client
Whitten Family

Location
94 Carrington Road, Waverley NSW 2024

Drawing
**Shadow Plan - Winter Solstice 9am-3pm - 3d
Axonometric**

Scale @ A1	1:500	Drawn by	TH	Checked by	CG
Scale @ A3	1:1000				
Project Issue Date	Issue Date	Sheet Issue Date			23/01/19
Project No.	2327	Zone		Discipline	
Drawing No.	SDE-0658	Revision			01